

ST MARY AND ST NICHOLAS LEATHERHEAD

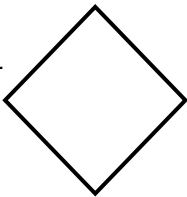
Trail for children (of all ages!)
Please take an Answer Sheet



YOUR NAME _____ Start in the **PORCH**, then follow the numbers from 1-16.

1 PORCH

Find the memorial to Mrs Diana Turnor on the wall. The coat of arms is in a diamond with ribbons on the top.



How many lions are there?


8 LECTERN

This is a large brass bookstand in the shape of a bird.

What is the bird?

.....

Draw the lectern in the box.




2 WAR MEMORIAL


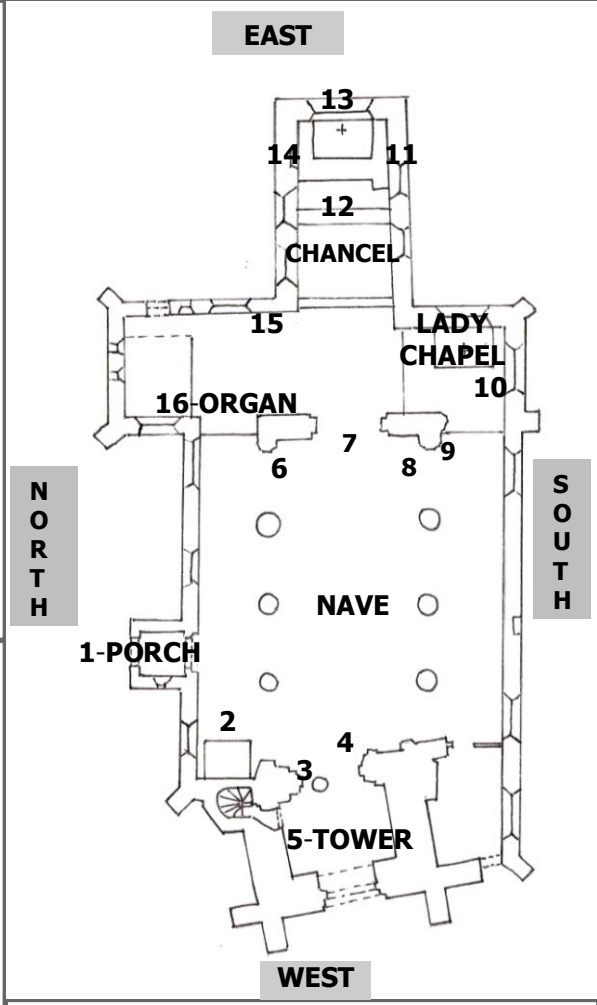
Go into the church, turn right and walk to the war memorial. Which war is being remembered?

.....

Notice the wreath of poppies.




Can you see the Union Flag?

7 ARCHWAY

Look up to the paintings of the Angel Gabriel and Mary (in blue) on the wall each side of the arch.

Below them on the edges of the arch are two shells. Draw one in the box.




3 FONT

What is the font used for?

.....

.....

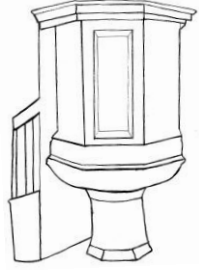
Draw one of the stonework roses.



6 PEWS AND PULPIT

Sit in a pew near the front. What is the number on the outside of the pew?

.....



This is the pulpit. What colour is the cloth on it?

.....

You will see this colour again on the Altar Cloth.

4 NAVE

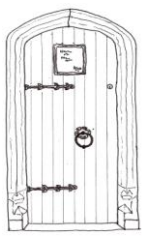
Stand at 4 – look up at the roof of the Nave. What does it look like. (Clue: Navis is Latin for Ship.)

.....

Look at the pillars. One has a carved top. Circle this pillar on your plan.

5 THE TOWER

Find the small wooden door leading to the bell tower. Look up to see the ropes used to ring the bells.



Names and dates were scratched in the wall by pupils when the tower was used as a schoolroom. Copy a date and name.

.....

Look at the curtain in front of the West Door. Can you see:

The Church?

The bridge over the River Mole?

9 FUNERAL HELMET

Look up on the wall above the lectern. There is a helmet with an animal's head on it. Tick which kind of animal it is.

- Goat
- Unicorn
- Reindeer



10 LADY CHAPEL

Look up at the large stained glass window on the south wall. This is the story of the raising of Lazarus from the dead. In the small panels above the main picture, can you see?


- A man
- A lion
- An Ox
- An Eagle

11 SEDILIA AND PISCINA

Walk towards the Altar (12) and look at the beautiful mosaic floor. Stop at the Rail.

On the right you can see three arched seats in the wall (called *sedilia*).

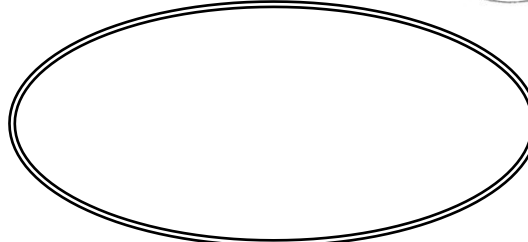
Beyond them is a small alcove. This has a basin (called a *piscina*) for washing Communion vessels.



12 ALTAR

Find the sacred monogram IHC above the altar. This is a short way of writing JESUS.

Design a monogram of your initials below.



13 ST MARY AND ST NICHOLAS



ST MARY

This church is called St Mary and St Nicholas and there are mosaics of them on the wall each side of the altar.

St Nicholas is holding three golden balls.

What is St Mary holding?

.....

St Mary is also called the Virgin Mary. Do you know another name for St Nicholas?

.....



ST NICHOLAS

14 CHURCH CHEST

Look at the chest at the left hand side of the altar. Can you think why it has three different locks?

.....
.....

What do you think would be kept in there?

.....


15 DOUBLE SQUINT

Stand at 15 on the plan.

The two slits in the wall are called squints or hagioscopes.

Look through – can you see the altar?

- Yes



16 ORGAN

Find the large Church organ on the wall at the end of the North Aisle.

The musical sound depends on the size of the pipes.

Which pipes do you think make the low notes.

Large pipes? Small pipes?

-
-

